
PIETRE NATURALI

exclusive selection

gres fine porcellanato

★★★★★
MONOCIBEC®
FINCIBEC GROUP

★★★★★
MONOCIBEC[®]
FINCIBEC GROUP

gres fine porcellanato - *fine porcelain stoneware*

PIETRE NATURALI

exclusive selection

Oltre la Collezione *massima libertà*

Il progetto Pietre Naturali, nasce da un concetto che va oltre la "Collezione" per proporre una vera e propria *selezione* di textures e tonalità.

Ispirate a materiali minerali di provenienza diversa, con grafiche e tonalità eterogenee, ognuna delle pietre proposte ha una propria ed esclusiva personalità.

In questo modo la *selezione* Monocibec, si propone di coinvolgere molteplici stili, lasciando la libertà al progettista di esprimersi senza limitazioni.

Beyond the collection maximum freedom

The Pietre Naturali project is born from a concept that goes beyond the 'Collection', to propose a true selection of textures and shades.

Inspired by mineral materials of different origin, with heterogeneous designs and shades, each one of the proposed stones has its own exclusive personality.

In this way, the Monocibec selection wants to involve multiple styles, making the designers free to express themselves without limitations.

04
ROCKLIFF STONE



10
GERUSALEM STONE



16
PALEMON STONE



24
BLACK BOARD



30
PALACE BIANCO



36
TAME STONE



38
WESTLAND





Palace Bianco

Palemon Stone

Black Board

Gerusalem Stone

Rockliff Stone

Tame Stone

Westland

7

COLORI
COLOURS

PALACE BIANCO
PALEMON STONE
BLACK BOARD
GERUSALEM STONE
ROCKLIFF STONE
TAME STONE
WESTLAND

6

FORMATI
SIZES

60X120 cm
60X60 cm
30X60 cm
50X100 cm (MAJOR 20 MM) (Palemon Stone, Black Board, Gerusalem Stone, Rockliff Stone, Tame Stone, Westland)
80X80 cm (MAJOR 20 MM) (Palemon Stone, Gerusalem Stone, Tame Stone)
60X60 cm (MAJOR 20 MM) (Palemon Stone, Gerusalem Stone, Tame Stone)

3

SUPERFICI
SURFACES

NATURALE_NATURAL (60x120_60x60_30x60)
LAPPATO_LAPPED (60x120_60x60)
GRIP (50x100_80x80_60x60_30x60)

2

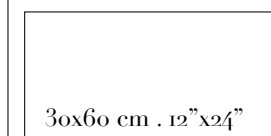
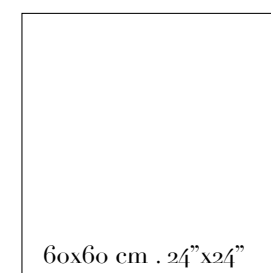
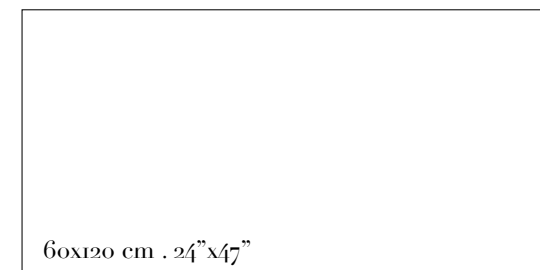
BORDI
EDGES

NATURALE NATURAL
RETTIFICATO RECTIFIED

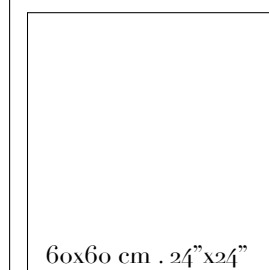

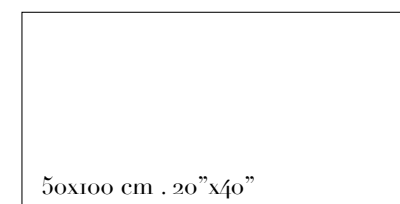
PIETRE NATURALI

gres fine porcellanato - fine porcelain stoneware

9 mm



MAJOR
20 mm



La selezione Monocibec è caratterizzata dalla naturalezza di textures, estremamente realistiche, che muovono delicatamente tonalità attuali, neutre ed eleganti. I formati da interno sono modulari, e abbinabili tra loro, corredati da 2 decori. La gamma si completa con le soluzioni per esterno, spessore 20 mm.

The Monocibec selection is characterized by the naturalness of textures, extremely realistic, that gently move modern, neutral, and elegant shades. The indoor sizes are modular and can be combined with each other, accompanied by 2 decorations. The product range is complemented by the outdoor solutions, 20 mm thickness.

★★★★★
MONOCIBEC
FINCIBEC GROUP



Rockliff Stone



AMBIENTE REALIZZATO CON
Setting realized with

Rockliff Stone 60x120 lappato
+ *Muretto Mix Cool 30x60*



Rockliff Stone



PIETRE_NATURALI



Gerusalem Stone





AMBIENTE REALIZZATO CON
Setting realized with

Gerusalem Stone 60x120 Naturale
Gerusalem Stone 15x60 Naturale



Gerusalem Stone



PIETRE_NATURALI



Palemon Stone



AMBIENTE REALIZZATO CON
Setting realized with
Palemon Stone 60x120 Naturale
Palemon Stone (Major 20 mm) 50x100 Grip







Palemon Stone



PIETRE_NATURALI




Black Board




AMBIENTE REALIZZATO CON
Setting realized with

Black Board 60x120 Naturale
Black Board (Major 20 mm) 50x100 Grip



Black Board



PIETRE_NATURALI



Palace Bianco





AMBIENTE REALIZZATO CON
Setting realized with

Palace Bianco 60x120 Naturale
+ *Formella Palace Bianco 30x30 Naturale*



Palace Bianco



PIETRE_NATURALI



AMBIENTE REALIZZATO CON
Setting realized with

Tame Stone 60x120 Naturale
Tame Stone (Major 20 mm) 80x80 Grip

Tame Stone



PIETRE_NATURALI



AMBIENTE REALIZZATO CON
Setting realized with

Westland 60x120 Naturale

Westland



PIETRE_NATURALI

Palace Bianco

Palemon Stone

Black Board

Gerusalem Stone

Rockliff Stone

Tame Stone

Westland

PIETRE NATURALI

gres fine porcellanato - fine porcelain stoneware



naturale



grip



mosaico
4,7x4,7
naturale



grip
mosaico
2,5x2,5



naturale
grip



naturale
grip



lappato

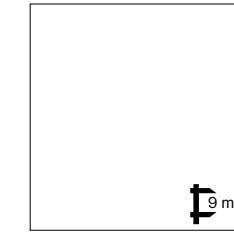


naturale
grip



- 60x120 - 24"x47" / ■ 123
- 99559 Rockliff Stone nat. rett.
- 99560 Palemon Stone nat. rett.
- 99561 Palace Bianco nat. rett.
- 99562 Black Board nat. rett.
- 99563 Gerusalem Stone nat. rett.
- 105460 Tame Stone nat. rett.
- 107356 Westland nat. rett.

- 60x120 - 24"x47" / ■ 145
- 99564 Rockliff Stone lapp. rett.
- 100540 Palemon Stone lapp. rett.
- 100541 Palace Bianco lapp. rett.
- 100542 Black Board lapp. rett.
- 100543 Gerusalem Stone lapp. rett.
- 105464 Tame Stone lapp. rett.
- 105467 Westland lapp. rett.



- 60x60 - 24"x24" / ■ 105
- 100545 Rockliff Stone nat. rett.
- 100547 Palemon Stone nat. rett.
- 100549 Palace Bianco nat. rett.
- 100550 Black Board nat. rett.
- 100551 Gerusalem Stone nat. rett.
- 107016 Tame Stone nat. rett.
- 107018 Westland nat. rett.

- 60x60 - 24"x24" / ■ 129
- 100552 Rockliff Stone lapp. rett.
- 100553 Palemon Stone lapp. rett.
- 100554 Palace Bianco lapp. rett.
- 100555 Black Board lapp. rett.
- 100556 Gerusalem Stone lapp. rett.
- 107019 Tame Stone lapp. rett.
- 107022 Westland lapp. rett.



- 30x60 - 12"x24" / ■ 89
- 100557 Rockliff Stone nat. rett.
- 100558 Palemon Stone nat. rett.
- 100559 Palace Bianco nat. rett.
- 100560 Black Board nat. rett.
- 100561 Gerusalem Stone nat. rett.
- 107023 Tame Stone nat. rett.
- 107025 Westland nat. rett.



- 30x60 - 12"x24" / ■ 89
- 100562 Rockliff Stone grip rett.
- 100563 Palemon Stone grip rett.
- 100564 Palace Bianco grip rett.
- 100565 Black Board grip rett.
- 100566 Gerusalem Stone grip rett.
- 107026 Tame Stone grip rett.
- 107028 Westland grip rett.



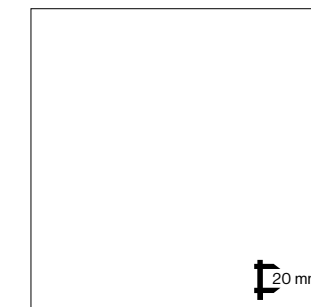
- 15x60 - 6"x24" / ■ 144
- 100567 Rockliff Stone nat. rett.
- 100568 Palemon Stone nat. rett.
- 100569 Palace Bianco nat. rett.
- 100570 Black Board nat. rett.
- 100571 Gerusalem Stone nat. rett.
- 107545 Tame Stone nat. rett.
- 107546 Westland nat. rett.

* Quantitativo minimo ordine 1 pallet
Minimum order quantity 1 pallet

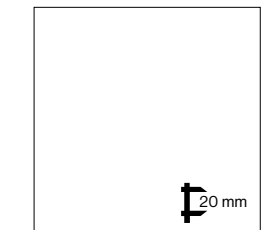


- 50x100 - 20"x40" / ■ 141
- 100572 Rockliff Stone grip
- 100573 Palemon Stone grip
- 100575 Black Board grip
- 100576 Gerusalem Stone grip
- 106463 Tame Stone grip
- 106465 Westland grip

- 50x100 - 20"x40" / ■ 154
- 100577 Rockliff Stone grip rett.
- 100578 Palemon Stone grip rett.
- 100580 Black Board grip rett.
- 100581 Gerusalem Stone grip rett.
- 106464 Tame Stone grip rett.
- 106466 Westland grip rett.

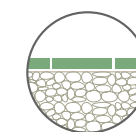


- 80x80 - 31,5"x31,5" / ■ 168
- 107630 Palemon Stone grip rett.
- 107632 Gerusalem Stone grip rett.
- 107633 Tame Stone grip rett.

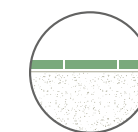


- 60x60 - 24"x24" / ■ 151
- 107613 Palemon Stone grip rett.
- 107614 Gerusalem Stone grip rett.
- 107615 Tame Stone grip rett.

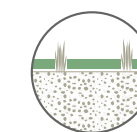
SOLUZIONI DI POSA Installation solutions



POSA A SECCO SU GHIAIA
Dry installation on gravel



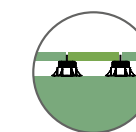
POSA A SECCO SU SABBIA
Dry installation on sand



POSA A SECCO SU ERBA
Dry installation on grass




POSA TRADIZIONALE SU MASSETTO
Traditional installation on screeds



POSA SOPRAELEVATA SU SUPPORTI
Raised installation on supports



30x60 - 12"x24" nat.
100701 Muretto Mix Warm / ● 254

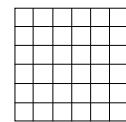


30x60 - 12"x24" nat.
100702 Muretto Mix Cool / ● 254




30x30 - 12"x12"* nat. rett.
Formella Decoro / ● 152
100673 Rockliff Stone
100677 Palemon Stone
100678 Palace Bianco
100679 Black Board
100680 Gerusalem Stone

* Versione decoro con più soggetti, confezionati random.
Decors version with multiple subjects, packaged randomly.

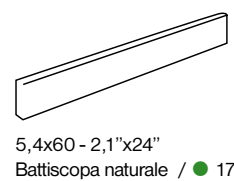


Mosaico su rete 30x30 - 12"x12"
4,7x4,7 / ● 199
100657 Rockliff Stone
100658 Palemon Stone
100659 Palace Bianco
100660 Black Board
100661 Gerusalem Stone
107548 Tame Stone
107549 Westland

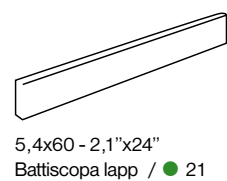


Mosaico su foglio 30x30 - 12"x12"
2,5x2,5 / ● 222
100663 Rockliff Stone
100664 Palemon Stone
100665 Palace Bianco
100666 Black Board
100667 Gerusalem Stone
107550 Tame Stone
107551 Westland

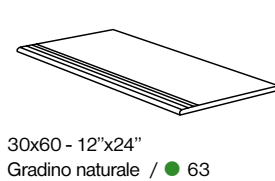
PEZZI SPECIALI Special pieces



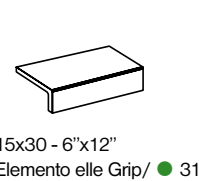
5,4x60 - 2,1"x24"
Battiscopa naturale / ● 17



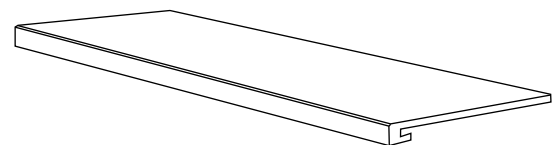
5,4x60 - 2,1"x24"
Battiscopa lapp / ● 21



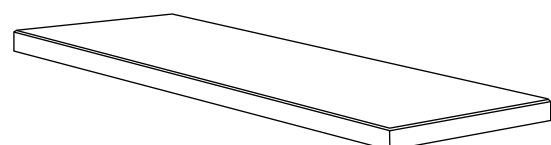
30x60 - 12"x24"
Gradino naturale / ● 63



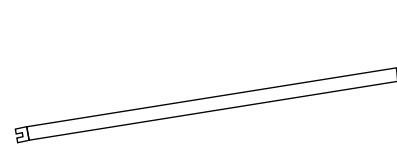
15x30 - 6"x12"
Elemento elle Grip / ● 31



33x120 - 13"x47" Gradone costa retta naturale / ● 240

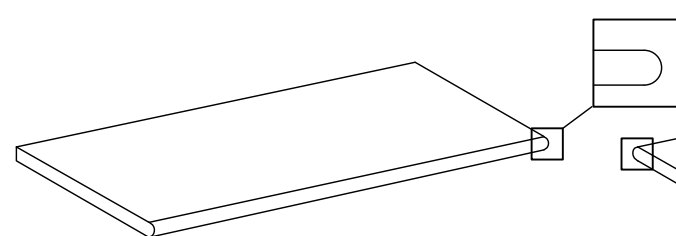


33x120 - 13"x47" Gradone Angolare costa retta dx/sx naturale / ● 249



1,5x100 - 0,6"x40"
33399 Listello alluminio / ● 38

PEZZI SPECIALI Special pieces

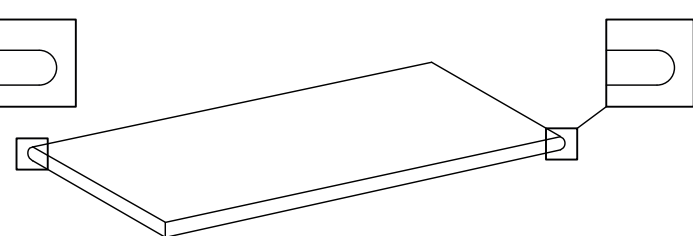


50x100 - 20"x40"
Gradone con toro
grip nat. / ● 212

50x100 - 20"x40"
Gradone con toro
grip rett. / ● 222

40x80 - 16"x31,5"
grip rett. / ● 208

30x60 - 12"x24"
grip rett. / ● 212

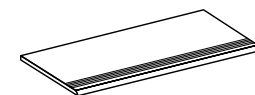


50x100 - 20"x40"
Gradone angolare con toro dx/sx
grip nat. / ● 245

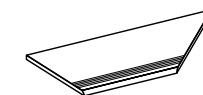
50x100 - 20"x40"
Gradone angolare con toro dx/sx
grip rett. / ● 247

40x80 - 16"x31,5"
grip rett. / ● 238

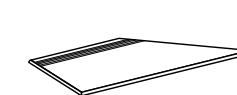
30x60 - 12"x24"
grip rett. / ● 245



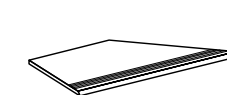
** 30x60 - 12"x24"
Bordo Line grip / ● 72



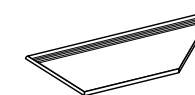
30x60 - 12"x24"
Angolo bordo Line
interno dx grip / ● 97



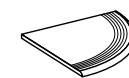
30x60 - 12"x24"
Angolo bordo Line
interno sx grip / ● 97



30x60 - 12"x24"
Angolo bordo Line
esterno dx grip / ● 97



30x60 - 12"x24"
Angolo bordo Line
esterno sx grip / ● 97



30x30 - 12"x12"
Angolo Curvo Line
esterno grip / ● 160



** 15x30 - 6"x12"
Elemento elle grip / ● 31



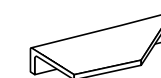
15x30 - 6"x12"
Angolo elemento elle
interno dx grip / ● 141



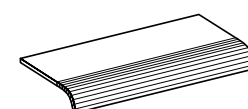
15x30 - 6"x12"
Angolo elemento elle
interno sx grip / ● 141



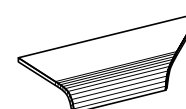
15x30 - 6"x12"
Angolo elemento elle
esterno dx grip / ● 141



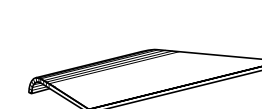
15x30 - 6"x12"
Angolo elemento elle
esterno sx grip / ● 141



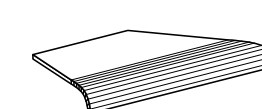
** 30x60 - 12"x24"
Bordo Curved grip / ● 147



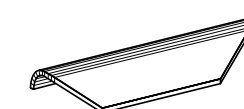
30x60 - 12"x24"
Angolo bordo Curved
interno dx grip / ● 173



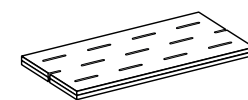
30x60 - 12"x24"
Angolo bordo Curved
interno sx grip / ● 173



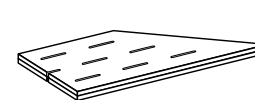
30x60 - 12"x24"
Angolo bordo Curved
esterno dx grip / ● 173



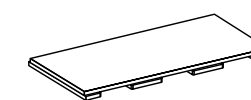
30x60 - 12"x24"
Angolo bordo Curved
esterno sx grip / ● 173



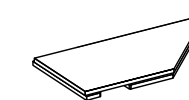
** 30x60 - 12"x24"
Griglia Hole
(10+10 mm)
grip / ● 215



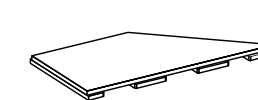
30x60 - 12"x24"
Angolo griglia Hole
Double face (10+10 mm)
grip / ● 219



** 30x60 - 12"x24"
Griglia Slot (10+10 mm)
grip / ● 184



30x60 - 12"x24"
Angolo griglia Slot
(10+10 mm) sx
grip / ● 197



30x60 - 12"x24"
Angolo griglia Slot
(10+10 mm) dx
grip / ● 197

PEZZI SPECIALI POOLS&WELLNESS Pools&wellness special pieces



** 25x50 - 10"x20"
Bordo line rettilineo
con toro / ● 173



25x50 - 10"x20"
Angolo line interno
con toro dx / ● 184



25x50 - 10"x20"
Angolo line interno
con toro sx / ● 184



25x50 - 10"x20"
Angolo line esterno
con toro dx / ● 201



25x50 - 10"x20"
Angolo line esterno
con toro sx / ● 201



50x50 - 20"x20"
Angolo curvo line interno
con toro / ● 247



25x25 - 10"x10"
Angolo curvo line esterno
con toro / ● 247



** 25x50 - 10"x20"
Griglia 25 cm / ● 181



25x50 - 10"x20"
Angolo Griglia dx 25 cm / ● 184



25x50 - 10"x20"
Angolo Griglia sx 25 cm / ● 184

** Prezzo per ordine minimo di 20 pezzi. Per quantitativi inferiori, rivolgersi agli uffici commerciali per una quotazione specifica.
Price for a minimum order of 20 items. For smaller volumes, please contact our commercial office for a specific quote.

Imballi / Packaging

		60x120	60x60	30x60	15x60	50x100 Rett. MAJOR	50x100 Nat. MAJOR	80x80 MAJOR	60x60 MAJOR
	Pc.	2	3	6	14	1	1	1	2
	m²	1,44	1,08	1,08	1,26	0,5	0,5	0,64	0,72
	kg	32,5	22,5	22,4	23,5	22,5	23	29	35

		60x120	60x60	30x60	15x60	50x100 Rett. MAJOR	50x100 Nat. MAJOR	80x80 MAJOR	60x60 MAJOR
	Colli Boxes/Boîtes	35	40	48	50	35	35	40	30
	Krt. EUR								
	m²	50,4	43,2	51,84	63	17,5	17,5	25,6	21,6
	m² EUR								
	kg	1137,5	900	1075,2	1175	787,5	805	1160	1050
	kg EUR								

categorie d'impiego
use classes

- C1** **Piastrelle da pavimento consigliate per calpestio leggero**
Floor tiles recommended for light pounding
- C2** **Piastrelle da pavimento consigliate per calpestio medio-leggero**
Floor tiles recommended for medium-light pounding
- C3** **Piastrelle da pavimento consigliate per calpestio medio**
Floor tiles recommended for medium pounding
- C4** **Piastrelle da pavimento consigliate per calpestio medio-pesante**
Floor tiles recommended for medium-heavy pounding
- C5** **Piastrelle da pavimento consigliate per calpestio intenso**
Floor tiles recommended for heavy uses

lappato
naturale
Grip

variazioni cromatiche
colour variations

- V1 Aspetto uniforme / Even appearance**
- Lieve variazione / Light variation**
È indispensabile all'atto della posa, prelevare le piastrelle da più confezioni, it is necessary to take the tiles from several different boxes.
- Media variazione / Medium variation**
- Intensa variazione / Strong variation**

★★★★★

MONOCIBEC

STANDARDS:
UNI EN 14411 ANNEX G - Bia / UNI EN ISO 13006 ANNEX G - Bia

CARATTERISTICHE TECNICHE / GRES FINE PORCELLANATO COLORATO IN MASSA - TECHNICAL SPECIFICATIONS / FULL-BODY COLOURED PORCELAIN STONEWARE

CARATTERISTICHE TECNICHE TECHNICAL DATA TECHNISCHE DATEN CARACTERÍSTICAS TÉCNICAS CARACTERÍSTICAS TÉCNICAS ТЕХНИЧЕСКИЕ ХАРАКТЕРИСТИКИ	TIPO DI PROVA STANDARD OF TEST NORME DI TEST TESTNORMA TIPO DE PRUEBA ТИП ТЕСТА	VALORI PRESCRITTI DALLE NORME EN 14411 - G INTERNATIONAL STANDARDS EN 14411 - G INTERNATIONALE NORMWERTE EN 14411 - G VALEURS PRÉVUES PAR LES NORMES EN 14411 - G VALORES PREVISTOS POR LAS NORMAS EN 14411 - G ПРЕДПОЛОЖЕННЫЕ СТАНДАРТНОМ EN 14411-G		VALORE MEDIO MONOCIBEC MONOCIBEC AVERAGE VALUE MONOCIBEC MITTELWERT VALORES MIOYEN MONOCIBEC VALOR MEDIO MONOCIBEC СРЕДНЕЕ ЗНАЧЕНИЕ MONOCIBEC		
		REQUIREMENTS FOR NOMINAL SIZE N		NAT	LAPP	GRIP
		7 cm ≤ N ≤ 15 cm	N ≥ 15 cm			
LATI SIDES - SEITEN COTES - CANTOS РАЗМЕРЫ СТОПОВ	EN ISO 10545-2	±0,9% mm	±0,6% MAX (±2,0 mm)	CONFORME COMPLYING - ERFÜLLT CONFORME - CONFORME COOBTETCTBYET		
SPESORE THICKNESS - DICKE ÉPAISSEUR - ESPESOR ТОЛЩИНА	EN ISO 10545-2	±0,5% mm	±5,0% MAX (±0,5 mm)	CONFORME COMPLYING - ERFÜLLT CONFORME - CONFORME COOBTETCTBYET		
RETTILINEITÀ DEGLI SPIGOLI STRAIGHTNESS OF SIDES - GERADLINIGKEIT DER KANTEN RECTITUDE DES ARÊTES - RECTITUD DE LOS CANTOS - КООРДИНАТНОСТЬ	EN ISO 10545-2	±0,75% mm	±0,5% MAX (±1,5 mm)	CONFORME COMPLYING - ERFÜLLT CONFORME - CONFORME COOBTETCTBYET		
ORTOGONALITÀ RECTANGULARITY - RECHTWINKIGKEIT PERPENDICULARITÉ - ORTOGONALIDAD КРЯВИЗНА ЛЪЦЕВОЙ ПОВЕРХНОСТИ	EN ISO 10545-2	±0,75% mm	±0,5% MAX (±2 mm)	CONFORME COMPLYING - ERFÜLLT CONFORME - CONFORME COOBTETCTBYET		
PLANARITÀ SURFACE FLATNESS - EBENFLÄCHIGKEIT PLANEITE DE SURFACE - PLANEIDAD КРЯВИЗНА ЛЪЦЕВОЙ ПОВЕРХНОСТИ	EN ISO 10545-2	±0,75% mm	±0,5% MAX (±2,0 mm)	CONFORME COMPLYING - ERFÜLLT CONFORME - CONFORME COOBTETCTBYET		
ASSORBIMENTO D'ACQUA WATER ABSORPTION - WASSERAUFNAHME ABSORPTION D'EAU - ABSORCIÓN DE AGUA ВОДОПОГЛОЩЕНИЕ	EN ISO 10545-3	≤0,5%		≤0,1%		
RESISTENZA ALLA FLESSIONE FLEXION RESISTANCE - BIEGEFESTIGKEIT RESISTENCIA A LA FLEXION - RESISTENCIA A LA FLEXIÓN ПРЕДЕЛ ПРОЧНОСТИ ПРИ ИЗГИБЕ	EN ISO 10545-4	S ≥ 1.300 N R ≥ 35 N/mm ²		CONFORME COMPLYING - ERFÜLLT CONFORME - CONFORME COOBTETCTBYET		
RESISTENZA ALL'URTO IMPACT RESISTANCE - STOSSEFESTIGKEIT RESISTENCIA A LOS CHOCOS - RESISTENCIA A LOS GOLPES УДАРНОУСТОЙЧИВОСТЬ	EN ISO 10545-5	VALORE DICHIARATO DECLARED VALUE - ANGEBENER WERT VALEUR DÉCLARÉE - VALOR DECLARADO - ЗАЯВЛЕННОЕ ЗНАЧЕНИЕ		>0,80		
RESISTENZA ALL'ABRASIONE ABRASION RESISTANCE - ABRIEBFESTIGKEIT RESISTENCIA A L'ABRASION - RESISTENCIA A LA ABRASIÓN ПРОЧНОСТЬ НА ИСТИРАНИЕ	EN ISO 10545-6	≤175 mm ³		CONFORME COMPLYING - ERFÜLLT CONFORME - CONFORME COOBTETCTBYET		
COEFFICIENTE DI DILATAZIONE TERMICA LINEARE COEFFICIENT OF LINEAR THERMAL EXPANSION - LINEARER WÄRMEAUSSDEHNUNGSKOEFFIZIENT COEFFICIENT DE DILATION THERMIQUE LINEARE - COEFFICIENTE DE DILACIÓN TÉRMICA LINEAL КОЭФИЦИЕНТ ЛИНЕЙНОГО ТЕРМИЧЕСКОГО РАСТЯЖЕНИЯ	EN ISO 10545-8	VALORE DICHIARATO DECLARED VALUE - ANGEBENER WERT VALEUR DÉCLARÉE - VALOR DECLARADO - ЗАЯВЛЕННОЕ ЗНАЧЕНИЕ		α = 6,7x10 ⁻⁶ /°C		
RESISTENZA AGLI SBALZI TERMICI RESISTANCE TO THERMAL SHOCKS - BESTÄNDIGKEIT GEGEN TEMPERATURSCHWANKUNGEN RESISTENCIA A LOS CHOQUES TÉRMICOS - RESISTENCIA A LOS CHOQUES TÉRMICOS СТОЙКОСТЬ К ПЕРЕМЕНАМ ТЕМПЕРАТУРЫ	EN ISO 10545-9	TEST SUPERATO SECONDO EN ISO 10545-1 TEST PASSED ACCORDING TO - TEST BESTANDEN NACH TEXTE DÉPASSÉ SELON - PRUEBA SUPERADA SEGUN ИСПЫТАНИЕ ПРОЙДЕНО В СООТВЕТСТВИИ С		NESSUN DANNO NO DAMAGE - KEIN SCHADEN AUCUN DOMMAGE -NINGUN DANO БЕЗ ПОВРЕЖДЕНИЙ		
DILATAZIONE ALL'UMIDITÀ (IN MMM) MOISTURE EXPANSION (IN MMM) - FEUCHTIGKEITSBEDINGTE AUSDEHNUNG (IN MMM) DILATION À L'UMIDITÉ (EN MMM) - DILATACION CON LA HUMEDAD (EN MMM) ВЛАЖНОСТНОЕ РАСТЯЖЕНИЕ (В MMM)	EN ISO 10545-10	VALORE DICHIARATO DECLARED VALUE - ANGEBENER WERT VALEUR DÉCLARÉE - VALOR DECLARADO - ЗАЯВЛЕННОЕ ЗНАЧЕНИЕ		MAX 0,1 mm/m		
RESISTENZA AL GEL FROST RESISTANCE - FROSTBESTÄNDIGKEIT RESISTENCIA AL GEL - RESISTENCIA AL HIELO МОРОУСТОЙЧИВОСТЬ	EN ISO 10545-12	TEST SUPERATO SECONDO EN ISO 10545-1 TEST PASSED ACCORDING TO - TEST BESTANDEN NACH TEXTE DÉPASSÉ SELON - PRUEBA SUPERADA SEGUN ИСПЫТАНИЕ ПРОЙДЕНО В СООТВЕТСТВИИ С		NESSUN DANNO NO DAMAGE - KEIN SCHADEN AUCUN DOMMAGE -NINGUN DANO БЕЗ ПОВРЕЖДЕНИЙ		
RESISTENZA AI PRODOTTI CHIMICI USO DOMESTICO E ADDITIVI PER PISCINA RESISTANCE TO HOUSEHOLD AND SWIMMING POOL CHEMICAL PRODUCTS - BESTÄNDIGKEIT GEGEN HAUSHALTSHEMKALEN UND ZUSATZSTOFFE FÜR SWIMMING POOLS - RESISTANCE AUX PRODUITS CHIMIQUES USAGE DOMESTIQUE ET ADDITIFS POUR PISCINE - RESISTENCIA A LOS PRODUCTOS QUÍMICOS DE USO DOMESTICO Y ADITIVOS PARA PISCINA - СТОЙКОСТЬ К ДЕЙСТВИЮ БЫТОВЫХ ХИМИЧЕСКИХ СРЕДСТВ, ДОБАВКАМ В БАССЕЙНЫ	EN ISO 10545-13	B MIN		CONFORME COMPLYING - ERFÜLLT CONFORME - CONFORME COOBTETCTBYET		
RESISTENZA A BASSE CONCENTRAZIONI DI ACIDI E ALCALI RESISTANCE TO LOW CONCENTRATIONS OF ACIDS AND ALKALI - BESTÄNDIGKEIT BEI NIEDRIGEN KONZEN- TRATIONEN VON SÄUREN UND LAUGEN - RESISTENCIA A BAJAS CONCENTRACIONES DE ÁCIDOS Y ALCALIS - RESISTENCIA A BAJAS CONCENTRACIONES DE ÁCIDOS Y ALCALIS - Стойкость к действию низких концентраций кислот и щелочей	EN ISO 10545-13	VALORE DICHIARATO DECLARED VALUE - ANGEBENER WERT VALEUR DÉCLARÉE - VALOR DECLARADO - ЗАЯВЛЕННОЕ ЗНАЧЕНИЕ		CONFORME COMPLYING - ERFÜLLT CONFORME - CONFORME COOBTETCTBYET		
RESISTENZA AD ALTE CONCENTRAZIONI DI ACIDI E ALCALI RESISTANCE TO HIGH CONCENTRATIONS OF ACIDS AND ALKALI - BESTÄNDIGKEIT BEI HOHEN KONZEN- TRATIONEN VON SÄUREN UND LAUGEN - RESISTENCIA A ALTAS CONCENTRACIONES DE ÁCIDOS Y ALCALIS - RESISTENCIA A ALTAS CONCENTRACIONES DE ÁCIDOS Y ALCALIS - Стойкость к действию высоких концентраций кислот и щелочей	EN ISO 10545-13	VALORE DICHIARATO DECLARED VALUE - ANGEBENER WERT VALEUR DÉCLARÉE - VALOR DECLARADO - ЗАЯВЛЕННОЕ ЗНАЧЕНИЕ		CONFORME COMPLYING - ERFÜLLT CONFORME - CONFORME COOBTETCTBYET		
RESISTENZA ALLE MACCHIE RESISTANCE TO STAINS - FLECKENBESTÄNDIGKEIT RESISTENCIA A LAS TACHES - RESISTENCIA A LAS MANCHAS УСТОЙЧИВОСТЬ К ПЯТНООБРАЗОВАНИЮ	EN ISO 10545-14	VALORE DICHIARATO DECLARED VALUE - ANGEBENER WERT VALEUR DÉCLARÉE - VALOR DECLARADO - ЗАЯВЛЕННОЕ ЗНАЧЕНИЕ		CONFORME COMPLYING - ERFÜLLT CONFORME - CONFORME COOBTETCTBYET		
CESSIONE DI PIOMBO E CADMIO LEAD AND CADMIUM DISCHARGE - ABGABE VON BLEI UND CADMIUM PERTE DE PLOMB ET CADMIUM - CESIÓN DE PLOMO Y CADMIO Выделение свинца и кадмия	EN ISO 10545-15	VALORE DICHIARATO DECLARED VALUE - ANGEBENER WERT VALEUR DÉCLARÉE - VALOR DECLARADO - ЗАЯВЛЕННОЕ ЗНАЧЕНИЕ		<4 LIMITED RELEASEMENT <THAN INSTRUMENT LIMIT - UNMESSBARES WERT <LÍMITE DEL INSTRUMENTO - LÍMITE DEL INSTRUMENTO <НА ПРЕДЕЛЕ ОПРЕДЕЛЬНОСТИ		
SCIOGLIMENTO SKID RESISTANCE - RUTSCHWERT GLISSANCE - ADHERENCIA СКОЛЬЗКОСТЬ	DM 236/89 BCRA ANSI A 137.1 DIN 51130 DIN 51097	>0,40 WET DOOF >0,42 -	>0,40 >0,42 -	- -	- -	>0,40 >0,42 R11 A+B A+B (MOS 4/4,7) A+B+C (MOS 2/2,5)

PER I CERTIFICATI SPECIFICI E VALORI PUNTI, CONTATTARE FINCIBEC SPA - FOR SPECIFIC CERTIFICATES AND DATA, CONTACT FINCIBEC S.P.A. - FÜR SPEZIELLE ZERTIFIKATE UND PUNKTWERTE, FINCIBEC S.P.A. KONTAKTIEREN - POUR LES CERTIFICATS SPÉCIFIQUES ET LES VALEURS PONCTUELLES, CONTACTER FINCIBEC S.P.A. - PARA LOS CERTIFICADOS ESPECÍFICOS Y LOS VALORES CONCRETOS, CONTACTE CON FINCIBEC S.P.A. - ВО ВОПРОСАХ СПЕЦИАЛЬНЫХ СЕРТИФИКАТОВ И ПОКАЗАТЕЛЕЙ СВЯЖИТЕСЬ С FINCIBEC SPA.

ESCLUSO PEZZI SPECIALI ED ELEMENTI DECORATIVI - WITH THE EXCEPTION OF SPECIAL PIECES AND DECORS
PER ULTERIORI INFORMAZIONI CONSULTARE LE SCHEDE TECNICHE DAL SITO WWW.MONOCIBEC.IT - FOR FURTHER INQUIRIES, REFER TO THE DATA SHEETS ON THE WEB-SITE WWW.MONOCIBEC.IT

Note/Notes

VERIFICARE SEMPRE LA CORRETTEZZA DELLE INFORMAZIONI E DEI DATI RELATIVI A CODICI, IMBALLAGGI E PESI, CONSULTANDO IL LISTINO PREZZI IN VIGORE.
ALWAYS REFER TO THE PRICE LIST IN FORCE TO ENSURE CORRECT INFORMATION AND DATA ON CODES, PACKAGING, AND WEIGHT.

I PRODOTTI POSSONO ESSERE MODIFICATI DA FINCIBEC SENZA PREAVVISO, RESPINGENDO OGNI RESPONSABILITÀ SU POSSIBILI DANNI DIRETTI O INDIRETTI CAUSATI DA POTENZIALI MODIFICHE.
FINCIBEC RESERVES THE RIGHT TO MODIFY ITS PRODUCTS WITHOUT PRIOR NOTICE AND CANNOT BE HELD LIABLE FOR DIRECT OR INDIRECT DAMAGE CAUSED BY SUCH MODIFICATIONS.

LE TONALITÀ DEI COLORI RIPORTATE NEL CATALOGO SONO INDICATIVE THE COLOURS SHADES, REPORTED ON THE CATALOGUE, ARE INDICATIVE

★ ★ ★ ★ ★
MONOCIBEC®
FINCIBEC GROUP



FINCIBEC S.p.A.
Uffici Comm.li, Stabilimento
e Amministrazione:

via Valle d'Aosta, 47
41049 Sassuolo (MO) Italia
Tel. +39 0536 861.300
Fax Italia +39 0536 861.400
Fax Export + 39 0536 806.974 - 861.450
Fax Uff. Amm. + 39 0536 861.351
www.monocibec.it - info@monocibec.it
www.fincibec.it - info@fincibec.it
GRUPPO FIRE - Fire s.r.l.



Fincibec S.p.A è socio di:

