




EICHE  
INTO THE WOODS



  
**NovaBell**<sup>®</sup>  
Ceramiche Gruppo Bellei



# \_Into the woods.

NovaBell affonda le radici della propria ricerca nella materia lignea, riemergendo con una superficie autentica e inconfondibile. Eiche è molto più di un legno ceramico e nasce dal desiderio di rappresentare lo spazio come luogo di comfort e accoglienza, un universo vivo, nel quale il design delle superfici e le loro performance sono funzionali al benessere quotidiano e alla dimensione di pura autenticità.

NovaBell's research digs deep into the substance and culture of wood, and emerges with a unique, authentic surface. Eiche is much more than a ceramic wood, and springs from the desire to represent space as a context for comfort and hospitality, a living universe, in which surfaces' design and performances are at the service of quality of daily life and convey a message of pure authenticity.

---

Les racines de NovaBell plongent dans sa recherche sur la matière bois, d'où elle fait surgir une surface authentique et incomparable. **Bien plus qu'un bois céramique, Eiche est né du désir de représenter l'espace comme un lieu de confort et d'accueil, un univers vivant dans lequel le design des surfaces et leurs performances sont partie prenante du bien-être quotidien et d'une dimension de pure authenticité.**

NovaBell hat sich mit der gestalterischen Wirkung von Holz beschäftigt und eine Kollektion mit einer naturnahen, unverwechselbaren Optik geschaffen. **Die Kollektion Eiche ist weitaus mehr als keramisches Holz, sie verleiht dem Raum eine komfortable, behagliche Atmosphäre. Ihr Design und ihre Leistungsmerkmale vermitteln Wohlgefühl im Alltag und den Eindruck von Authentizität.**

NovaBell hunde las raíces de su investigación en la materia lignaria y saca a la luz una superficie auténtica e inconfundible. **Eiche es mucho más que una madera cerámica. Nace del deseo de representar el espacio como lugar de confort y acogida, un universo vivo en el que el diseño de las superficies y sus prestaciones se ponen al servicio del bienestar cotidiano y de una dimensión de pura autenticidad.**

Тщательно изучив фактуру дерева, компания NovaBell создала плитку, максимально точно передающую его характер. **Eiche - это не просто имитирующая дерево керамическая плитка. Она позволяет проектировать уникальные, излучающие комфорт и гостеприимство интерьеры - живое пространство, в котором дизайн и функциональность декоративных поверхностей помогают повысить качество жизни, создавая ощущение единства с природой.**



Alpin



Landhaus



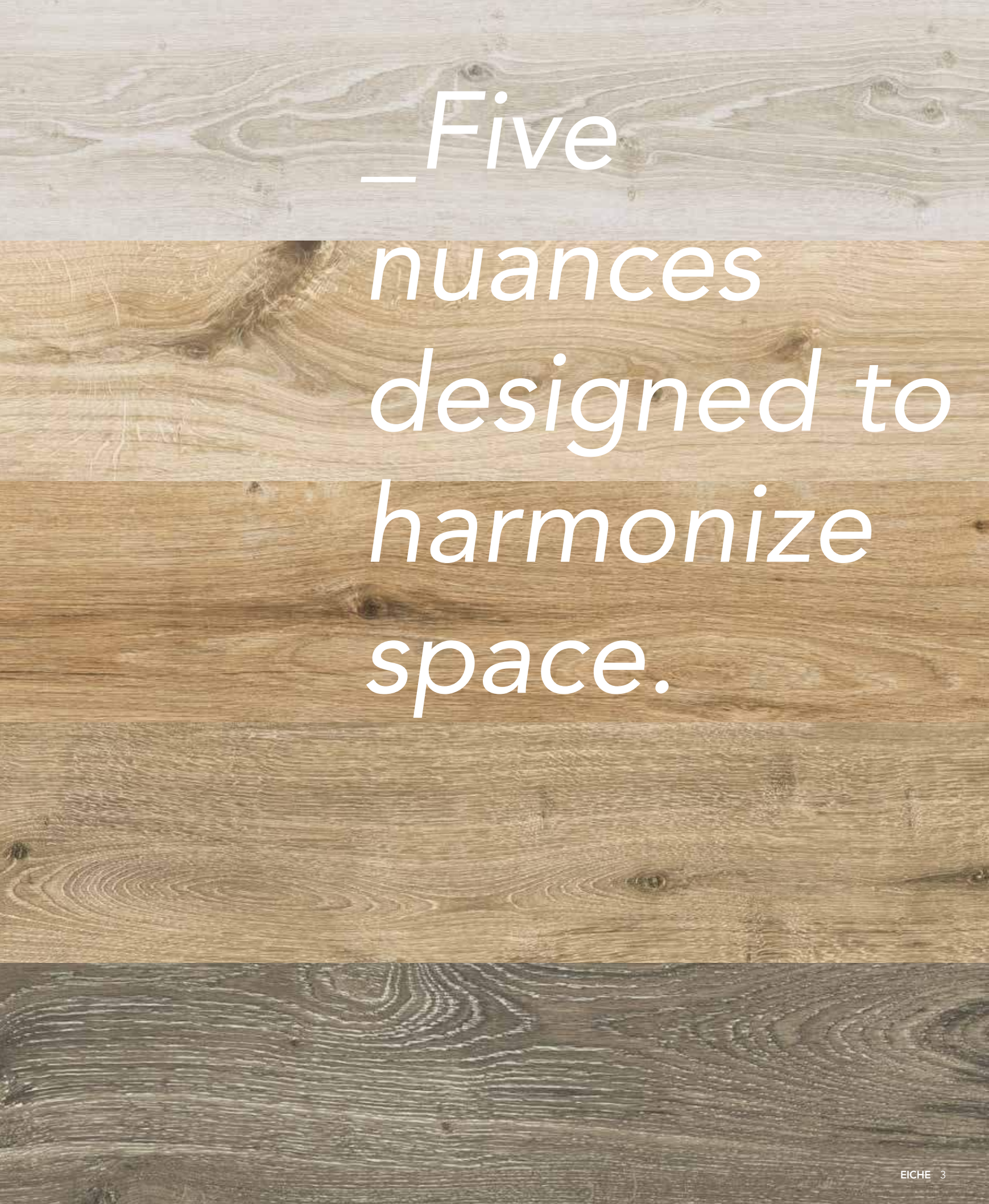
Natur



Scottish



Timber



*\_Five  
nuances  
designed to  
harmonize  
space.*



*In*



*Out*

Eiche è la superficie che non conosce confini, **allarga i propri orizzonti spaziando con coerenza dall'interno all'esterno.** NovaBell traduce l'abitare contemporaneo come luogo confortevole e facile da vivere.

Eiche is the surface that knows no boundaries, **extending its horizons and seamlessly running from indoors to outdoors.** NovaBell interprets the contemporary home as a comfortable place, easy to live in.



26x160 - 10 "1/4"x63"



16x160 - 6 "5/16"x63"




30x120 - 11 "13/16"x47 "1/4"



20x120 - 7 "7/8"x47 "1/4"  
**R10 A+B**



20x120 - 7 "7/8"x47 "1/4"  
**R11 A+B+C**



40x120 - 15 "3/4"x47 "1/4"  
**R11 A+B+C**



Surface sans limites, **Eiche élargi ses horizons, et s'inscrit en pleine cohérence dans la continuité de l'intérieur vers l'extérieur.** NovaBell matérialise l'habitat contemporain en un lieu de confort, facile à vivre.

Eiche kennt keine Grenzen und **schaft nahtlose Übergänge zwischen innen und außen.** Denn NovaBell begreift moderne Wohnkultur als komfortablen Lebensraum.

Eiche es una superficie que no conoce confines, **amplía sus horizontes extendiéndose con coherencia del interior al exterior.** NovaBell convierte la vivienda contemporánea en un lugar confortable y fácil de habitar.

Плитка Eiche позволяет создавать безграничные пространства, **расширяющие горизонты и свободно перетекающие из помещения на улицу.** Современный дом, по мнению NovaBell, должен быть комфортным и максимально приспособленным для жизни.

# *\_Space makes sense with mix&match.*

---

Mélanger et bâtir des projets en combinant les céramiques NovaBell, c'est créer un lien entre l'espace et les émotions.

Durch die Kombination verschiedener keramischer Erzeugnisse von NovaBell gelingt der Brückenschlag zwischen Raum und Emotion.

Mezclar y construir proyectos a través de la combinación de las cerámicas de NovaBell significa crear un vínculo entre espacio y emoción.

Комбинируя керамическую плитку из различных коллекций NovaBell, можно создавать потрясающие по своей эмоциональности пространства.



Miscelare e costruire progetti attraverso l'abbinamento tra le ceramiche NovaBell, significa creare un legame tra spazio ed emozione.

Creating mixtures and constructing designs by combining NovaBell ceramic collections builds a bond between space and emotion.

# Scottish \_Living inside and outdoors.

FLOOR: Scottish Rettificato 30x120 - 11<sup>13/16</sup>x47<sup>1/4</sup> / Scottish Rettificato 20 mm 40x120 - 15<sup>3/4</sup>x47<sup>1/4</sup>  
WALL: Scottish Rettificato 20 mm 40x120 - 15<sup>3/4</sup>x47<sup>1/4</sup>

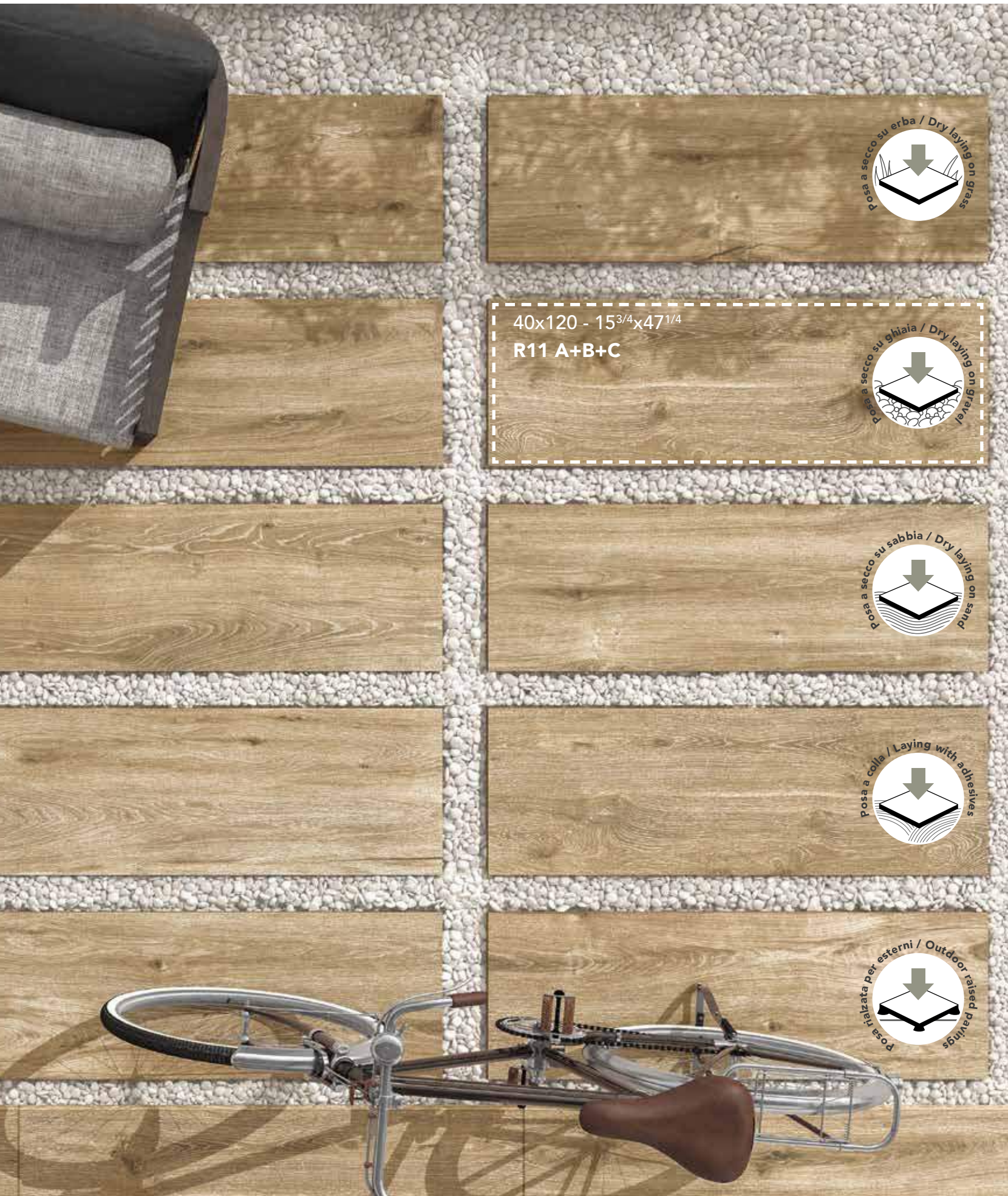


Eiche è un progetto "aperto", le superfici create per l'interno sono perfettamente coordinate a quelle per l'esterno. Questa caratteristica dà fluidità agli spazi aumentando la relazione costante tra in e out.

Eiche is an "open" project; the surfaces created for indoor use are perfectly coordinated with those for the outdoors. This gives fluidity to spaces, supporting a constant dialogue between inside and outside.

20 mm





40x120 - 15<sup>3/4</sup>x47<sup>1/4</sup>  
R11 A+B+C





Eiche est **un projet « ouvert »** : les surfaces créées pour l'intérieur sont parfaitement coordonnées à celles de l'extérieur, apportant ainsi de la fluidité aux espaces, et intensifiant la relation constante entre le dedans et le dehors.

Eiche ist ein so genanntes **offenes Konzept** und ermöglicht die Gestaltung perfekt aufeinander abgestimmter Innen- und Außenbereiche. Nahtlose Übergänge heben die Grenzen zwischen innen und außen auf.

Eiche es **un proyecto "abierto"**, las superficies creadas para el interior están perfectamente coordinadas con las pensadas para el exterior. Esta característica da fluidez a los espacios y alimenta una constante trabazón entre los ámbitos de dentro y de fuera.

Eiche — это **«открытый» проект**. Плитка, созданная для использования в помещениях, прекрасно сочетается с плиткой, предназначенной для наружной отделки. Такой подход стирает границы между пространством внутри дома и за его пределами.





*\_Floors  
with a link  
to nature.*

FLOOR: Scottish Rettificato 20x120 - 7<sup>m</sup>7/8x47<sup>m</sup>1/4

WALL: Imperial Statuario Lappato 60x120 - 23<sup>m</sup>5/8x47<sup>m</sup>1/4 / Statuario Lappato 30x60 - 11<sup>m</sup>13/16x23<sup>m</sup>5/8



Imperial



**Imperial**

Statuario Lappato  
60x120 - 23<sup>5/8</sup>x47<sup>1/4</sup>

Statuario Lappato  
30x60 - 11<sup>13/16</sup>x23<sup>5/8</sup>





FLOOR: Landhaus Rettificato 20x120 - 7<sup>7/8</sup>x47<sup>1/4</sup> / Landhaus Rettificato 20 mm 40x120 - 15<sup>3/4</sup>x47<sup>1/4</sup>

# Landhaus \_Surfaces that make life easier.

Gli effetti materici e il design ricco di dettagli lignei modellano superfici autentiche. **Ogni modulo riflette caratteristiche naturali differenti, trasformando l'alta tecnologia industriale in "legame costante con la natura"**. Eiche semplifica la vita mettendo in primo piano la praticità e la funzionalità, senza rinunciare all'estetica.

Tactile effects, and design rich in details derived from wood, shape authentic surfaces. **Every module reflects different natural characteristics, transforming state-of-the-art industrial technology into a "constant link to nature"**. Eiche makes life easier by prioritising convenience and practicality, without forgetting looks.





Les effets matière et le design foisonnant de détails propres au bois modèlent des surfaces authentiques. **Chaque module reflète des caractéristiques naturelles différentes, transformant ainsi la haute technologie industrielle en « lien permanent avec la nature ».** Eiche simplifie la vie en valorisant l'aspect pratique et la fonctionnalité, sans jamais renoncer à la dimension esthétique.

Das natürliche, detailreiche Materialbild von Holz sorgt für authentische Flächenoptiken. **Kein Modul gleicht dem anderen: Naturnähe durch Hightech.** Eiche bedeutet Komfort im Wohnalltag, denn Zweckmäßigkeit und Funktionalität stehen an erster Stelle. Selbstverständlich stets mit einem besonderen Augenmerk auf erstklassige Ästhetik.

Los efectos matéricos y el diseño lleno de detalles lignarios modelan superficies auténticas. **Cada uno de los módulos refleja características naturales diferentes, transformando la alta tecnología industrial en "vínculo constante con la naturaleza".** Eiche simplifica la vida dando prioridad a la practicidad y a la funcionalidad, sin por ello renunciar a la estética.

Благодаря приятным тактильным ощущениям и детально проработанным текстурам, повторяющим поверхность дерева, плитка воспринимается как натуральный материал. **Каждый модуль имитирует уникальные характеристики дерева, а использование самых современных технологий подчеркивает связь с природой.** При создании серии Eiche первостепенное внимание уделялось удобству, практичности и, разумеется, эстетичности.



# Natur \_The bathroom incorporating nature.

**Superfici dalle performance uniche, idrorepellenti e inattaccabili, generano una naturale estensione con l'ambiente esterno perfezionando la qualità della vita e dello spazio abitativo.**

**FLOOR:** Natur Rettificato 20x120 - 7<sup>7/8</sup>x47<sup>1/4</sup>  
**WALL:** Mattoncino Natur 30x60 - 11<sup>13/16</sup>x23<sup>5/8</sup> /  
Neutra Bianco 26x75 - 10<sup>1/4</sup>x29<sup>1/2</sup>





Surfaces with unique performances, water-repellent and immune to attack, generate a natural extension with the outdoor environment, perfecting the quality of life and living space.





Natur 20x120 - 7<sup>7/8</sup>x47<sup>1/4</sup>




Neutra Bianco 26x75 - 10<sup>1/4</sup>x29<sup>1/2</sup>

**Des surfaces aux performances uniques, hydrofuges et inattaquables** prolongent naturellement le paysage extérieur environnant : la qualité et l'espace à vivre s'en trouvent perfectionnés.

**Wasserabweisende und resistente Flächenbeläge mit einzigartigen Leistungsmerkmalen** erweitern den Lebensraum nach draußen und sorgen damit für ein Plus an Lebens- und Wohnqualität.

**Superficies de prestaciones únicas, hidrorrepelentes e inatacables,** generan una natural extensión al ámbito exterior contribuyendo a la calidad tanto del espacio habitado como de la vida en el mismo.

**Необыкновенно практичная плитка с водоотталкивающей и устойчивой к агрессивному воздействию поверхностью** словно становится частью пейзажа за окном, делая использование ванной комнаты еще более приятным.



# *Harmony through space.*



FLOOR: Natur Rettificato 20x120 - 7<sup>37/8</sup>x47<sup>11/4</sup>



Alpin


# “Made in Italy” with something more.



NovaBell progetta e produce le proprie superfici guidata da tutti i valori del Made in Italy. **Conoscenza profonda della materia prima, estetica inconfondibile, basso impatto ambientale.** Eiche trasmette in modo naturale un lusso non ostentato, fatto di elementi preziosi legati alla ricerca della qualità e del buon gusto.

In the design and production of its surfaces, NovaBell is guided by the genuine values of Italian style and manufacturing. **In-depth knowledge of the raw material, unique aesthetics, low environmental impact.** Eiche's natural language speaks of unostentatious luxury, made up of choice features grounded in quality and good taste.

Perfect match



FLOOR: Alpin Rettificato 30x120 - 11<sup>13/16</sup>x47<sup>1/4</sup> / Alpin Rettificato 20x120 - 7<sup>7/8</sup>x47<sup>1/4</sup>  
WALL: Déco 20x20 - 7<sup>7/8</sup>x7<sup>7/8</sup>





FORMALDEHYDE-FREE  
ASBESTOS-FREE  
CHLORINE-FREE

Guidée par l'ensemble des valeurs propres au « Made in Italy », NovaBell conçoit et fabrique tous ses produits. **Profonde connaissance de la matière première, esthétique incomparable, faible impact sur l'environnement.** Eiche transmet très naturellement un luxe qui n'a rien d'ostentatoire, fait d'éléments précieux issus d'une recherche de la qualité et du bon goût.

NovaBell entwickelt und produziert seine Erzeugnisse im Zeichen der Wertbegriffe des „Made in Italy“. **Profunde Kenntnis der Ausgangsmaterialien, unverwechselbares Design, umweltschonende Herstellungsverfahren.** Eiche vermittelt in natürlicher Weise einen dezenten Luxus, der in kostbaren, stilvollen Details zum Ausdruck kommt.

NovaBell proyecta y fabrica sus superficies guiada por los valores del Made in Italy: **conocimiento profundo de la materia prima, estética inconfundible, bajo impacto medioambiental.** Eiche transmite de modo natural un lujo no ostentado, constituido por elementos preciosos ligados a la búsqueda de la calidad y del buen gusto.

Создавая отделочные материалы, NovaBell не только придерживается традиций итальянского стиля и высоких производственных стандартов. **Мы применяем глубокое знание материала, следуя принципам эстетичности и экологичности.** Гармонирующий с природой дизайн плитки серии Eiche отличается ненавязчивостью и изысканностью благодаря своей уникальности, высокому качеству и отличному вкусу ее создателей.




FLOOR: Timber Rettificato 26x160 - 10<sup>11</sup>/<sub>16</sub>"x63"



# *Timber* *\_An* *intimate* *project.*

Eiche è un progetto lontano dalle "mode". Il design della materia e le scelte cromatiche nascono per trasferire sensazioni di intimità, comfort e sicurezza, per questo **le superfici NovaBell connettono il gusto personale con lo spazio circostante in maniera disinvolta e autentica.**

Eiche is a project untouched by "fashions". The material's design and colour scheme are chosen to convey sensations of intimacy, comfort and safety, so **NovaBell surfaces link personal taste with the surrounding space with ease and authenticity.**







Eiche est un projet qui s'inscrit à l'écart des « modes », dont le design de la matière et les choix de couleurs sont conçus pour transmettre des sensations d'intimité, de confort et de sécurité : à cet égard, **les surfaces NovaBell** relient le goût personnel à l'espace environnant, dans la simplicité et l'authenticité.

Eiche ist ein zeitloses Konzept, das keinen Moden folgt. Materialdesign und Farbspektrum vermitteln Intimität, Komfort, Geborgenheit. So **ermöglichen die Flächenbeläge von NovaBell die individuelle Gestaltung authentischer, stilvoller Raumwelten.**

Eiche es un proyecto alejado de las "modas". El diseño de la materia y la elección de los colores buscan transmitir sensaciones de intimidad, comodidad y seguridad. Por ello **las superficies NovaBell conectan el gusto personal con el espacio circundante de manera desenvuelta y genuina.**

Проект Eiche не подвластен мимолетным веяниям моды. Дизайн материалов и их цветовая гамма передают ощущение душевности, комфорта и безопасности, **поэтому плитка NovaBell** позволяет легко и профессионально воплощать личные вкусовые пристрастия в оформлении пространства.






*Items*  
*Eiche*




cm. 26x160  
inch 10<sup>1</sup>/<sub>4</sub>x63<sup>1</sup>/<sub>4</sub>




26x160 - 10<sup>1</sup>/<sub>4</sub>x63<sup>1</sup>/<sub>4</sub>"  
ECH 46RT Landhaus Rett. 





16x160 - 6<sup>5</sup>/<sub>16</sub>x63<sup>1</sup>/<sub>4</sub>"  
ECH 44RT Landhaus Rett. 









7x120 - 2<sup>3</sup>/<sub>4</sub>x47<sup>1</sup>/<sub>4</sub>"  
ECH B42K Battiscopa Landhaus Rettificato 

 **cm. 30x120**  
inch 11<sup>13</sup>/<sub>16</sub>x47<sup>1</sup>/<sub>4</sub>

 **cm. 20x120**  
inch 7<sup>7</sup>/<sub>8</sub>x47<sup>1</sup>/<sub>4</sub>

 **cm. 40x120**  
inch 15<sup>3</sup>/<sub>4</sub>x47<sup>1</sup>/<sub>4</sub>



V3  DCOF  B.C.R.  DIN 51097   

WET ≥ 0.42 DRY > 0.40 WET > 0.40 A+B





TECHNICAL DATA  
NATURAL





30x120 - 11<sup>13</sup>/<sub>16</sub>x47<sup>1</sup>/<sub>4</sub>    
**ECH 43RT** Landhaus Reft.



20x120 - 7<sup>7</sup>/<sub>8</sub>x47<sup>1</sup>/<sub>4</sub>    
**ECH 41RT** Landhaus Reft.



20x120 - 7<sup>7</sup>/<sub>8</sub>x47<sup>1</sup>/<sub>4</sub>    
**ECH 47AS** Landhaus Antislip Reft.



TECHNICAL DATA  
ANTISLIP



Wet ≥ 0.42



A+B+C





R11



Dry > 0.40  
Wet > 0.40



40x120 - 15<sup>3</sup>/<sub>4</sub>x47<sup>1</sup>/<sub>4</sub>    
**ECH 42RT** Landhaus Rettificato 20mm



TECHNICAL DATA  
20MM



Wet ≥ 0.42




A+B+C





R11



Dry > 0.40  
Wet > 0.40





30x30 - 11<sup>13</sup>/<sub>16</sub>x11<sup>13</sup>/<sub>16</sub>    
**ECH 445K** Mos. 5x5 Landhaus



30x60 - 11<sup>13</sup>/<sub>16</sub>x23<sup>5</sup>/<sub>8</sub>    
**ECH 446K** Mattoncino Landhaus



30x40 - 11<sup>13</sup>/<sub>16</sub>x15<sup>3</sup>/<sub>4</sub>    
**ECH 400K** Mattoncino Multicolor





# SCOTTISH

09315  
PORCELAIN  
TILES

H  
HIGH DEFINITION



10,5 mm

cm. 26x160  
inch 10<sup>1</sup>/<sub>4</sub>x63"

10,5 mm

cm. 16x160  
inch 6<sup>5</sup>/<sub>16</sub>x63"



26x160 - 10<sup>1</sup>/<sub>4</sub>x63"  
**ECH 56RT** Scottish Rett.

03  
1110




16x160 - 6<sup>5</sup>/<sub>16</sub>x63"  
**ECH 54RT** Scottish Rett.


04  
1110











7x120 - 2<sup>3</sup>/<sub>4</sub>x47<sup>1</sup>/<sub>4</sub>"  
**ECH B52K** Battiscopa Scottish Rettificato

04  
290

 **cm. 30x120**  
inch 11<sup>13</sup>/<sub>16</sub>x47<sup>1</sup>/<sub>4</sub>


 **cm. 20x120**  
inch 7<sup>7</sup>/<sub>8</sub>x47<sup>1</sup>/<sub>4</sub>

 **cm. 40x120**  
inch 15<sup>3</sup>/<sub>4</sub>x47<sup>1</sup>/<sub>4</sub>


V3  DCOF  B.C.R.  DIN 51097    

WET ≥ 0.42 DRY > 0.40 WET > 0.40 A+B




30x120 - 11<sup>13</sup>/<sub>16</sub>x47<sup>1</sup>/<sub>4</sub>  
**ECH 53RT** Scottish Reft. 



20x120 - 7<sup>7</sup>/<sub>8</sub>x47<sup>1</sup>/<sub>4</sub>  
**ECH 51RT** Scottish Reft. 



20x120 - 7<sup>7</sup>/<sub>8</sub>x47<sup>1</sup>/<sub>4</sub>  
**ECH 57AS** Scottish Antislip Reft. 



 10,5mm


DCOF   
Wet ≥ 0.42

DIN 51097   
A+B+C

DIN 51130   
R11

BCR   
Dry > 0.40  
Wet > 0.40



40x120 - 15<sup>3</sup>/<sub>4</sub>x47<sup>1</sup>/<sub>4</sub> 20 mm+   
**ECH 52RT** Scottish Rettificato 20mm




 20 mm


DCOF   
Wet ≥ 0.42

DIN 51097   
A+B+C

DIN 51130   
R11

BCR   
Dry > 0.40  
Wet > 0.40



30x30 - 11<sup>13</sup>/<sub>16</sub>x11<sup>13</sup>/<sub>16</sub>  
**ECH 555K** Mos. 5x5 Scottish 




DIN 51097   
A+B

DIN 51130   
R10



30x60 - 11<sup>13</sup>/<sub>16</sub>x23<sup>5</sup>/<sub>8</sub>  
**ECH 556K** Mattoncino Scottish 



30x40 - 11<sup>13</sup>/<sub>16</sub>x15<sup>3</sup>/<sub>4</sub>  
**ECH 400K** Mattoncino Multicolor 





# TIMBER

09315  
PORCELAIN  
TILES

HD  
HIGH DEFINITION



10,5 mm

cm. 26x160  
inch 10<sup>1</sup>/<sub>4</sub>x63"

10,5 mm

cm. 16x160  
inch 6<sup>5</sup>/<sub>16</sub>x63"



26x160 - 10<sup>1</sup>/<sub>4</sub>x63"  
ECH 66RT Timber Rett.

03  
1110




16x160 - 6<sup>5</sup>/<sub>16</sub>x63"  
ECH 64RT Timber Rett.


04  
1110










7x120 - 2<sup>3</sup>/<sub>4</sub>x47<sup>1</sup>/<sub>4</sub>"  
ECH B62K Battiscopa Timber Rettificato

04  
290

 **cm. 30x120**  
inch 11<sup>13</sup>/<sub>16</sub>x47<sup>1</sup>/<sub>4</sub>

 **cm. 20x120**  
inch 7<sup>7</sup>/<sub>8</sub>x47<sup>1</sup>/<sub>4</sub>

 **cm. 40x120**  
inch 15<sup>3</sup>/<sub>4</sub>x47<sup>1</sup>/<sub>4</sub>


V3  DCOF  B.C.R.  DIN 51097   

WET ≥ 0.42 DRY > 0.40 WET > 0.40 A+B




TECHNICAL DATA  
NATURAL




30x120 - 11<sup>13</sup>/<sub>16</sub>x47<sup>1</sup>/<sub>4</sub>  **1095**  
**ECH 63RT** Timber Rett.



20x120 - 7<sup>7</sup>/<sub>8</sub>x47<sup>1</sup>/<sub>4</sub>  **1095**  
**ECH 61RT** Timber Rett.



20x120 - 7<sup>7</sup>/<sub>8</sub>x47<sup>1</sup>/<sub>4</sub>  **1100**  
**ECH 67AS** Timber Antislip Rett.



TECHNICAL DATA  
ANTISLIP

 10,5mm

DCOF   
Wet ≥ 0.42


DIN 51097   
A+B+C

DIN 51130   
R11

BCR   
Dry > 0.40  
Wet > 0.40





40x120 - 15<sup>3</sup>/<sub>4</sub>x47<sup>1</sup>/<sub>4</sub> 20 mm+  **1115**  
**ECH 62RT** Timber Rettificato 20mm



TECHNICAL DATA  
20MM

 20 mm

DCOF   
Wet ≥ 0.42

DIN 51097   
A+B+C


DIN 51130   
R11

BCR   
Dry > 0.40  
Wet > 0.40








30x30 - 11<sup>13</sup>/<sub>16</sub>x11<sup>13</sup>/<sub>16</sub>  **3115**  
**ECH 665K** Mos. 5x5 Timber




DIN 51097   
A+B

DIN 51130   
R10



30x60 - 11<sup>13</sup>/<sub>16</sub>x23<sup>5</sup>/<sub>8</sub>  **3130**  
**ECH 666K** Mattoncino Timber



30x40 - 11<sup>13</sup>/<sub>16</sub>x15<sup>3</sup>/<sub>4</sub>  **3140**  
**ECH 400K** Mattoncino Multicolor





# NATUR



**cm. 26x160**  
inch 10<sup>1</sup>/<sub>4</sub>x63"



**cm. 16x160**  
inch 6<sup>5</sup>/<sub>16</sub>x63"



26x160 - 10<sup>1</sup>/<sub>4</sub>x63"  
**ECH 36RT** Natur Rett.

03  
1110



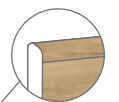
16x160 - 6<sup>5</sup>/<sub>16</sub>x63"  
**ECH 34RT** Natur Rett.


04  
1110





7x120 - 2<sup>3</sup>/<sub>4</sub>x47<sup>1</sup>/<sub>4</sub>"  
**ECH B32K** Battiscopa Natur Rettificato


04  
290





 **cm. 30x120**  
 inch 11<sup>13</sup>/<sub>16</sub>x47<sup>1</sup>/<sub>4</sub>


 **cm. 20x120**  
 inch 7<sup>7</sup>/<sub>8</sub>x47<sup>1</sup>/<sub>4</sub>


 **cm. 40x120**  
 inch 15<sup>3</sup>/<sub>4</sub>x47<sup>1</sup>/<sub>4</sub>


 V3


 DCOF  
**WET ≥ 0.42**

 B.C.R.  
**DRY > 0.40**  
**WET > 0.40**

 R10

 DIN 51097  
**A+B**







TECHNICAL DATA  
NATURAL



30x120 - 11<sup>13</sup>/<sub>16</sub>x47<sup>1</sup>/<sub>4</sub>  
**ECH 33RT** Natur Rett. **03**  
**1095**



20x120 - 7<sup>7</sup>/<sub>8</sub>x47<sup>1</sup>/<sub>4</sub>  
**ECH 31RT** Natur Rett. **04**  
**1095**



20x120 - 7<sup>7</sup>/<sub>8</sub>x47<sup>1</sup>/<sub>4</sub>  
**ECH 37AS** Natur Antislip Rett. **04**  
**1100**



TECHNICAL DATA  
ANTISLIP

 10,5mm

 DCOF  
**Wet ≥ 0.42**

 DIN 51097  
**A+B+C**

 DIN 51130  
**R11**

 BCR  
**Dry > 0.40**  
**Wet > 0.40**

 ANTISLIP



40x120 - 15<sup>3</sup>/<sub>4</sub>x47<sup>1</sup>/<sub>4</sub> 20 mm+  
**ECH 32RT** Natur Rettificato 20mm **01**  
**1115**



TECHNICAL DATA  
20MM

 20 mm

 DCOF  
**Wet ≥ 0.42**


 DIN 51097  
**A+B+C**

 DIN 51130  
**R11**

 BCR  
**Dry > 0.40**  
**Wet > 0.40**

 ANTISLIP

 M F  
**2 0**



30x30 - 11<sup>13</sup>/<sub>16</sub>x11<sup>13</sup>/<sub>16</sub>  
**ECH 335K** Mos. 5x5 Natur **10**  
**3115**

 DIN 51097  
**A+B**

 DIN 51130  
**R10**



30x60 - 11<sup>13</sup>/<sub>16</sub>x23<sup>5</sup>/<sub>8</sub>  
**ECH 336K** Mattoncino Natur **04**  
**3130**



30x40 - 11<sup>13</sup>/<sub>16</sub>x15<sup>3</sup>/<sub>4</sub>  
**ECH 400K** Mattoncino Multicolor **04**  
**3140**



**cm. 26x160**  
inch 10<sup>1</sup>/<sub>4</sub>x63"



**cm. 16x160**  
inch 6<sup>5</sup>/<sub>16</sub>x63"



26x160 - 10<sup>1</sup>/<sub>4</sub>x63"  
**ECH 86RT** Alpin Rett.

03  
1110




16x160 - 6<sup>5</sup>/<sub>16</sub>x63"  
**ECH 84RT** Alpin Rett.


04  
1110











7x120 - 2<sup>3</sup>/<sub>4</sub>x47<sup>1</sup>/<sub>4</sub>"  
**ECH B82K** Battiscopa Alpin Rettificato

04  
290

 **cm. 30x120**  
inch 11<sup>13</sup>/<sub>16</sub>x47<sup>1</sup>/<sub>4</sub>

 **cm. 20x120**  
inch 7<sup>7</sup>/<sub>8</sub>x47<sup>1</sup>/<sub>4</sub>

**V3**  **DCOF**  **WET ≥ 0.42** **B.C.R.**  **DRY > 0.40** **WET > 0.40** **R10**  **DIN 51097**  **A+B**   



TECHNICAL DATA  
NATURAL



30x120 - 11<sup>13</sup>/<sub>16</sub>x47<sup>1</sup>/<sub>4</sub>  
**ECH 83RT** Alpin Rett.

**03**  
**1095**



20x120 - 7<sup>7</sup>/<sub>8</sub>x47<sup>1</sup>/<sub>4</sub>  
**ECH 81RT** Alpin Rett.

**04**  
**1095**



30x30 - 11<sup>13</sup>/<sub>16</sub>x11<sup>13</sup>/<sub>16</sub>  
**ECH 885K** Mos. 5x5 Alpin

**DIN 51097**  
**A+B**   
**DIN 51130**  
**R10**   
**10**  
**3115**



30x60 - 11<sup>13</sup>/<sub>16</sub>x23<sup>5</sup>/<sub>8</sub>  
**ECH 886K** Mattoncino Alpin

**04**  
**3130**



30x40 - 11<sup>13</sup>/<sub>16</sub>x15<sup>3</sup>/<sub>4</sub>  
**ECH 400K** Mattoncino Multicolor

**04**  
**3140**



20 mm cm. 40x120  
inch 15<sup>3</sup>/<sub>4</sub>x47<sup>1</sup>/<sub>4</sub>



40x120 - 15<sup>3</sup>/<sub>4</sub>x47<sup>1</sup>/<sub>4</sub> 01  
ECH 42RT Landhaus Rett. 20mm 1115



40x120 - 15<sup>3</sup>/<sub>4</sub>x47<sup>1</sup>/<sub>4</sub> 01  
ECH 32RT Natur Rett. 20mm 1115



40x120 - 15<sup>3</sup>/<sub>4</sub>x47<sup>1</sup>/<sub>4</sub> 01  
ECH 52RT Scottish Rett. 20mm 1115

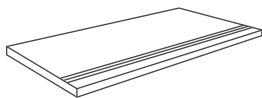


40x120 - 15<sup>3</sup>/<sub>4</sub>x47<sup>1</sup>/<sub>4</sub> 01  
ECH 62RT Timber Rett. 20mm 1115

PEZZI SPECIALI WELLNESS ON DEMAND\*

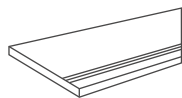


Special coordinated pieces / Zusammenstellbare Formteile / Pièces spéciales coordonnées / Piezas especiales coordinad / Специальные сочетающиеся изделия



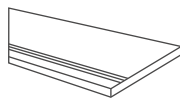
**Bordo Antiderap Rettificato** 02  
40x60 570

ECH W31R Natur  
ECH W41R Landhaus  
ECH W51R Scottish  
ECH W61R Timber



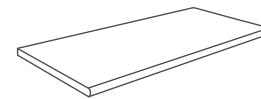
**Bordo Angolo SX Rettificato** 02  
40x60 632

ECH W32R Natur  
ECH W42R Landhaus  
ECH W52R Scottish  
ECH W62R Timber



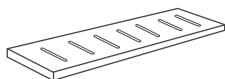
**Bordo Angolo DX Rettificato** 02  
40x60 632

ECH W34R Natur  
ECH W44R Landhaus  
ECH W54R Scottish  
ECH W64R Timber



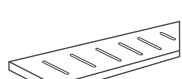
**Toro Gradino Rettificato** 01  
40x120 674

ECH G3RT Natur  
ECH G4RT Landhaus  
ECH G5RT Scottish  
ECH G6RT Timber



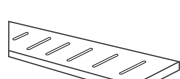
**Griglia Rettificato** 02  
20x60 610

ECH W35R Natur  
ECH W45R Landhaus  
ECH W55R Scottish  
ECH W65R Timber



**Griglia Angolo SX** 02  
20x60 610

ECH W36R Natur  
ECH W46R Landhaus  
ECH W56R Scottish  
ECH W66R Timber



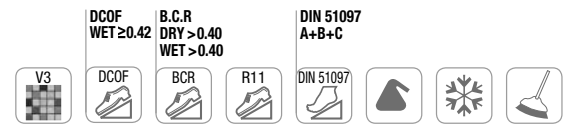
**Griglia Angolo DX** 02  
20x60 610

ECH W37R Natur  
ECH W47R Landhaus  
ECH W57R Scottish  
ECH W67R Timber

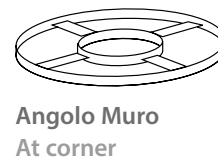
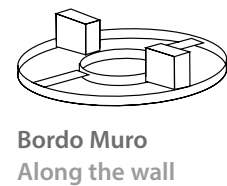
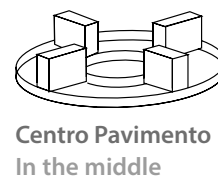
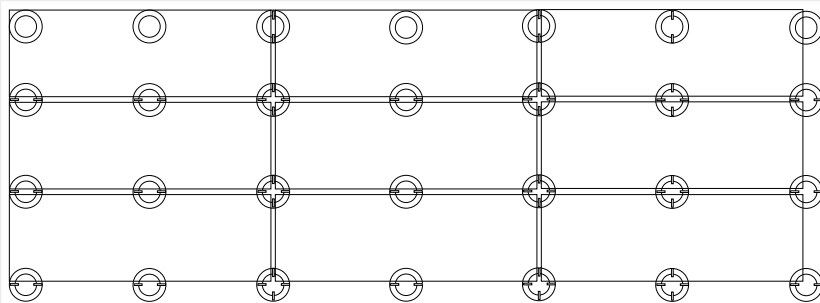
\* I pezzi speciali "on demand" vengono realizzati solo su richiesta con consegna 6 settimane. / Special "on demand" pieces are available only on request and have a 6-week lead-time. / Die Formteile „On Demand“ werden nur auf Anfrage mit einer Lieferfrist von 6 Wochen gefertigt. / Les pièces spéciales On Demand sont réalisées uniquement sur demande. Délai de livraison: 6 semaines. / Las piezas especiales "on demand" se fabricarán únicamente bajo pedido y se entregarán al cabo de seis semanas. / Специальные изделия "on demand" выпускаются только по заказу, срок поставки составляет 6 недель.



**TECHNICAL DATA** Rettificato 20mm. Rectified 20mm. Rectifié 20mm. Geschliffen 20mm. Rectificado 20mm. Калиброванный 20mm.



**Esempio di applicazione / Application Example / Anwendungsbeispiel / Exemple d'application / Ejemplo de aplicación / Пример укладки**



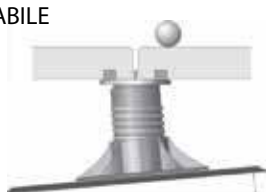
CATALOGUE SUPPORT

**Utilizzo al m<sup>2</sup>**  
**Pieces for m<sup>2</sup>**

**4,16 pcs**

**SUPPORTO REGOLABILE  
AUTOLIVELLANTE**

Paving support  
Verstellbare Stütze  
Support réglable  
Soporte regulable  
Регулируемая опора



**SUPPORTO REGOLABILE**

Paving support  
Verstellbare Stütze  
Support réglable  
Soporte regulable  
Регулируемая опора



**SUPPORTO FISSO**

Paving support with fixed height  
Feststehende Stütze  
Support fixe  
Soporte fijo  
Фиксированная опора



MERCHANDISING



LANDHAUS



NATUR



SCOTTISH



ALPIN




TIMBER



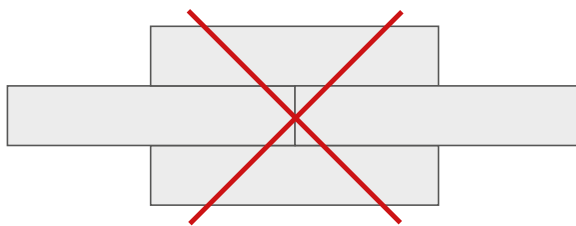
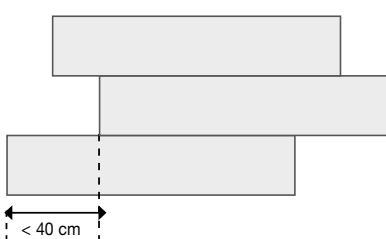
SCA-ECH

## IMBALLI e PESI

Packaging and weights / Verpackungen und Gewichte / Emballages et poids / Embalajes y pesos / Упаковка и вес

	SCATOLA / BOX			PALLET			
	pz	m2	kg	box	m2	kg	≡
26x160	3	1,248	27,6 	24	29,952	663	10,5
16x160	4	1,024	22,5	60	61,440	1350	10,5
30x120	3	1,080	24,2	24	25,920	581	10,5
20x120	4	0,960	21,3	40	38,400	852	10,5
40x120	1	0,480	23,0	48	23,040	1103	20

**Posa Sfalsata: disposizione consigliata** / OFFSET PATTERN: recommended arrangement / HALBSTEINVERBAND: Empfohlene Anordnung / POSE DÉCALÉE: disposition conseillée / COLOCACIÓN A ROMPEJUNTA: disposición aconsejada.



Nella posa "a correre", si consiglia di sfalsare i moduli distanziandoli non oltre i 40 cm.

In the case of "random" patterns, we recommend offsetting the modules, but by no more than 40 cm.

Bei versetzter Verlegung wird empfohlen, die Module in einem Versatz von maximal 40 cm zu verlegen.

Dans la pose «à l'anglaise», il est conseillé de décaler les modules en les espaçant de moins de 40 cm.

En la colocación "corrida" se aconseja colocar las piezas a rompejunta distanciándolas no más de 40 cm.



## LEED® CERTIFICATION COMPLIANT

**EICHE E' UN PRODOTTO CON PARTICOLARI CARATTERISTICHE DI ECOSOSTENIBILITA', CHE CONTRIBUISCE ALL'OTTENIMENTO DEI CREDITI PER LA CERTIFICAZIONE LEED (LEADERSHIP IN ENERGY AND ENVIROMENTAL DESIGN).**



EICHE IS A PRODUCT WITH PARTICULAR ENVIRONMENTAL SUSTAINABILITY CHARACTERISTICS, THAT HELPS IN OBTAINING POINTS FOR LEED (LEADERSHIP IN ENERGY AND ENVIRONMENTAL DESIGN) CERTIFICATION.

LA SERIE EICHE PRESENTE DE CARACTERISTIQUES SPECIFIQUES DE DEVELOPPEMENT DURABLE; ELLE CONTRIBUS A OBTENIR DE CREDITS POUR LA CERTIFICATION LEED (LEADERSHIP IN ENERGY AND ENVIROMENTAL DESIGN).


EICHE - ЭТО ПРОДУКЦИЯ СО СПЕЦИАЛЬНЫМИ ХАРАКТЕРИСТИКАМИ ЭКОЛОГИЧЕСКОЙ ЭФФЕКТИВНОСТИ, ПОЗВОЛЯЮЩАЯ ПОЛУЧАТЬ ЗАЧЕТНЫЕ ОЧКИ ДЛЯ СЕРТИФИКАТА LEED (LEADERSHIP IN ENERGY AND ENVIROMENTAL DESIGN).

EICHE IST EIN AUSGESPROCHEN UMWELTFREUNDLICHES PRODUKT, DAS ZUM ERREICHEN DER PUNKTE FÜR DIE ZERTIFIZIERUNG NACH LEED (LEADERSHIP IN ENERGY AND ENVIROMENTAL DESIGN) BEITRÄGT.

EICHE ES UN PRODUCTO CON CARACTERÍSTICAS DE SOSTENIBILIDAD MEDIOAMBIENTAL ESPECIALES, QUE FACILITA LA OBTENCIÓN DE PUNTOS PARA LA CERTIFICACIÓN LEED (LEADERSHIP IN ENERGY AND ENVIRONMENTAL DESIGN) LIDERAZGO EN ENERGÍA Y DISEÑO AMBIENTAL.




## The International reference standards: ANSI - ASTM **NATURALE**

Characteristics and Test methods 	Requirements ANSI A 137.1	Our general values
Determination of water absorption - (ASTM C 373)	Average value $E_b \leq 0,5\%$	Average value $\leq 0,5\%$
<b>Classification</b>	<b>Definition § 3.0</b>	<b>Porcelain tiles</b>
		<b>Physical properties</b>
Breaking strength - (ASTM C 648)	Average $\geq 250$ lbf (1.11 kN) Individual $\geq 225$ lbf (1.00 kN)	Complies
Visible abrasion - (ASTM C 1027)	As reported	Class 0 - 5
NovaBell classification of abrasion resistance	(see Annex N )	<b>Class 4</b>
Thermal shock resistance (ASTM C 428)	Pass	Complies
Crazing resistance (ASTM C 424)	Pass	Complies
Resistance to freeze/thaw cycling (ASTM C 1026)	As reported	Resistant
<b>DCOF Resistance</b> (ANSI A 137.1 Section 9.6)	$\geq 0.42$ <sup>(1)</sup>	DCOF $\geq 0.42$
Bond strength (ASTM C 482)	$\geq 50$ psi (0.34 MPa)	$> 1$ MPa
Color Uniformity (ASTM C 609 and ANSI A 137.1 Section 9.3) <sup>(2)</sup>	V0 – 3 Judds	See the specific section
		<b>Chemical properties</b>
Chemical resistance (ASTM C 650)	As reported	Resistant
Stain resistance (ASTM C 1378)	As reported	Resistant
		<b>Dimensions - Calibrated tiles</b>
Dimensions - (ASTM C 499) - (ASTM C 485) - (ASTM C 502)	See ANSI A 137.1 - Tab.10	Complies
		<b>Dimensions - Rectified tiles</b>
Dimensions - (ASTM C 499) - (ASTM C 485) - (ASTM C 502)	See ANSI A 137.1 - Tab.10	Complies

(1) For level interior spaces expected to be walked upon when wet - (2) For V0 tiles only



**EICHE  
NATURALE**


 Utilizzare il **QR CODE** per scaricare le schede tecniche


 Use the **QR CODE** to download data sheets


 **QR CODE** benutzen um die technische datenblätter runter zu laden



**EICHE  
ANTISLIP**

 Veuillez utiliser le **QR CODE** pour télécharger les fiches techniques

 Utilizar el **QR CODE** para descargar las fichas técnicas

 Используйте QR-код для скачивания технических характеристик




**EICHE  
20MM**



<http://www.ongreening.com/en/Manufacturers/Details/9483>

The international reference standards: ISO - EN

# NATURALE

Characteristics and Test methods 	Requirements EN 14411 <sup>(1)</sup> - G / ISO 13006 <sup>(2)</sup> - G	Our general values
Determination of water absorption - (ISO 10545-3)	Average value $E_w \leq 0,5\%$ / Individual maximum 0,6%	Average value and individual maximum < 0,5%
<b>Classification</b>	<b>Definition § 3.2 and § 3.7</b>	<b>BI<sub>a</sub> – Porcelain tiles</b>
		<b>Physical properties</b>
Modulus of rupture - (ISO 10545-4)	Average $\geq 35$ N/mm <sup>2</sup>	$\geq 35$ N/mm <sup>2</sup>
Breaking strength - (ISO 10545-4)	Average $\geq 1300$ N for thickness $\geq 7,5$ mm Average $\geq 700$ N for thickness < 7,5 mm	Complies
Abrasion resistance - (ISO 10545-7)	Abrasion class and cycles passed	Class 0 - 5
NovaBell classification of abrasion resistance	Annex N	<b>Class 4</b>
Coefficient of linear thermal expansion (ISO 10545-8)	Declared value <sup>(1)</sup> / Test method available <sup>(2)</sup>	$< 7,1 \times 10^{-6} \text{ } ^\circ\text{C}^{-1}$
Thermal shock resistance (ISO 10545-9)	Pass according to EN ISO 10545-1 <sup>(1)</sup> / Test method available <sup>(2)</sup>	Complies
Crazing resistance (ISO 10545-11)	Pass according to EN ISO 10545-1 <sup>(1)</sup> / Required <sup>(2)</sup>	Complies
Frost resistance (ISO 10545-12)	Pass according to EN ISO 10545-1 <sup>(1)</sup> / Required <sup>(2)</sup>	Complies
Moisture expansion (ISO 10545-10)	Declared value <sup>(1)</sup> / Test method available <sup>(2)</sup>	$\leq 0,2$ mm/m
Small colour differences (ISO 10545-16)	$\Delta E_{cmc} < 0,75^{(1)}$	If agreed
Impact resistance - (ISO 10545-5)	Declared value <sup>(1)</sup> / Test method available <sup>(2)</sup>	COR > 0,75
Reaction to fire	Class A1 or A1 <sub>FL</sub> <sup>(1)</sup>	<b>A1<sub>FL</sub> Classified Without Testing (CWT) – 96/603</b>
		<b>Chemical properties</b>
Chemical resistance -(GL) (ISO 10545-13)		
Resistance to low and high concentrations of acids and alkalis	Declared value <sup>(1)</sup> / Manufacturer is to state classification <sup>(2)</sup>	Resistant (see "Maintenance and care" section)
Resistance to household chemicals and swimming pool salts	Minimum class B	G A
Resistance to staining (ISO 10545-14)	Minimum class 3	5 (see "Maintenance and care" section)
Release of dangerous substances (ISO 10545-15)	Declared value <sup>(1)</sup> / Test method available <sup>(2)</sup>	Pb < 0,1 / Cd < 0,01 mg/dm <sup>2</sup>
		<b>Dimensions and surface quality</b>
Dimensions - (ISO 10545-2)	See ANNEX G	Complies
Surface quality - (ISO 10545-2 § 7)	<b>A minimum of 95% of the tiles shall be free from visible defects that would impair the appearance of a major area of tiles</b>	Complies


(1) Requirements according to EN 14411

(2) Requirements according to ISO 13006


Test methods	Requirements and references	Our general values
Determination of anti-slip properties – Workrooms and fields of activities with raised slip danger, walking method- Ramp test (DIN 51130) – Germany	BGR / ASR From R9 to R13	R 10
Determination of anti – slip properties. Wet-loaded barefoot areas – Walking method – Ramp test (DIN 51097) - Germany	GUV-I 8527 A – B – C	A + B
Dynamic Coefficient Friction wet and dry condition (BCR – ex BCRA) Italy	DM n. 236 / 1989 $\mu > 0,40$	$\mu > 0,40$
Scratch hardness of surface according to Mohs'	ex BS 6431-13 / ex EN 101	$\geq 5$


 La tabella in italiano con i dati tecnici è scaricabile su [www.novabell.it](http://www.novabell.it)

 The English language technical specification for each collection can be downloaded from [www.novabell.it](http://www.novabell.it)

 Die Tabelle in deutscher Sprache kann auf [www.novabell.it](http://www.novabell.it) heruntergeladen werden.

 Si vous le souhaitez, téléchargez le tableau contenant les données techniques en français en allant sur [www.novabell.it](http://www.novabell.it)

 Descargue la tabla de datos técnicos en español, disponible en [www.novabell.it](http://www.novabell.it)

 Таблицу на русском языке с техническими данными можно скачать с сайта [www.novabell.it](http://www.novabell.it)

CAT-ECH



Copertina realizzata con carta ecologica e riciclata



NOVABELL SpA CERAMICHE ITALIANE
via Molino, 1 - 42014 Roteglia (RE), Italia
T +39 0536 86 11 11 - F +39 0536 85 12 05
info@novabell.it - export@novabell.it
www.novabell.it

